

Electromechanical Bolts

TB25 Drop Bolt	76
TB25KO Drop Bolt	78
ES6000 Hook Lock	80
ES8000 V-Lock	82
ES8000 Glass Door Bracket	84
ES8200 Technilock	86



TB25 Drop Bolt

General Information

The TB25 drop bolt represent true engineering innovation, design excellence and the superior quality customers have come to expect and demand from Padde. Designed for use on swing-through, double action doors, these drop bolts are ideal for applications where an electric strike is impractical.

Features

- High Security. Bolt is deadlocked in the extended position
- Bolt position monitored
- Door position monitor with integrated magnet into the strike plate (no need to install a separate reed switch)
- Multiple Orientation, drop bolts will work horizontally or vertically
- Power to Lock/ Power to Open
- Continuously Rated Solenoid
- Tamper Proof. Lock cannot be defeated by slipping a metal object between lock and striker plate
- Intelligent Electronics. These intelligent bolts will attempt to re-close the bolt 8 times, allowing time for swing through doors to settle in the closed position
- Thermal Protection. In the event of solenoid overheat, a thermal fuse will operate, eliminating any fire risk

Applications

- Misaligned doors
- Timber Doors



Standards and Compliance



British Standard BSEN 50081-1
BSEN 50082-1

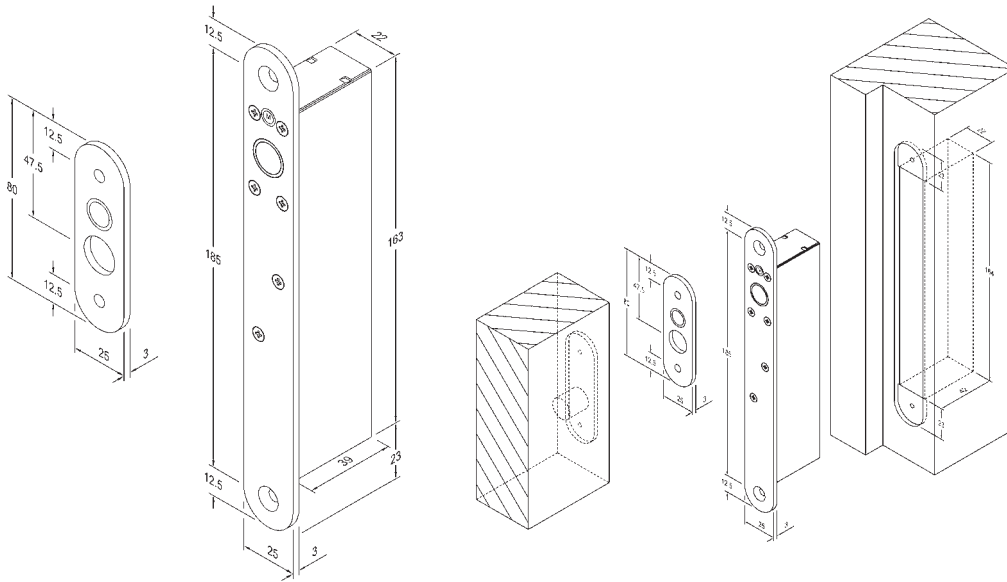


CE Approved



C-tick Certified

TB25 Drop Bolt



TB25 Drop Bolt Technical Information

Voltage	12 to 24Vdc
Current (Start)	1100mA @ 12Vdc, 1000mA @ 24Vdc
Current (Holding)	210mA @ 12Vdc, 90mA @ 24Vdc
Holding Force	1000kg
Locking Mode	Fail safe and fail secure
Dimensions (Mortice)	164 x 22mm
Bolt Length	12.7 x 16mm
Faceplate Size	10 x 25mm
Monitoring Contacts	Bolt & Door

Specification Statement

The bolt must be able to operate in horizontal and vertical orientations. The position of the bolt must be monitored as well as have an integrated reed switch for door position monitoring. The electronic functions must include: 8 x lock and unlock attempts, 8 second unlock delay, automatic relock after 8 seconds, power reduction circuitry to limit the holding current, and a one time thermal fuse cut-out in case of solenoid overheating. Locking function can be converted from Power to Lock (PTL) to Power to Open (PTO). The faceplate and strike plate must be finished in stainless steel.

Ordering Information

Product Description	Part Number
TB25 12-24VDC Fail Safe	108251-000
TB25 12-24VDC Fail Secure	108252-000
Accessories	
EB25 SS Short strike plate RH	228250-000
EB25 SS Long strike plate RH	228250-002
EB25 SS Housing	228250-003
EB25 SS Dress plate	228250-004
EB25 L Bracket With Magnets	228250-005
EB25 L Bracket Without Magnets	228250-006

TB25KO Drop Bolt

General Information

The TB25KO drop bolts represent true engineering innovation, design excellence and the superior quality customers have come to expect and demand from Padde. Designed for use on swing-through, double action doors, these drop bolts are ideal for applications where an electric strike is impractical. The TB25KO offers a unique mechanical override designed to use with a euro profile cylinder.

Features

- High Security. Bolt is deadlocked in the extended position
- Mechanical key override. (Euro Profile Cylinder)
- Bolt position monitored
- Door position monitor with integrated magnet into the strike plate (no need to install a separate reed switch)
- Multiple Orientation, drop bolts will work horizontally or vertically
- Power to Lock/ Power to Open
- Continuously Rated Solenoid
- Tamper Proof. Lock cannot be defeated by slipping a metal object between lock and striker plate
- Intelligent Electronics. These intelligent bolts will attempt to re-close the bolt 8 times, allowing time for swing through doors to settle in the closed position
- Thermal Protection. In the event of solenoid overheat, a thermal fuse will operate, eliminating any fire risk

Applications

- Misaligned doors
- Timber Doors



Standards and Compliance



British Standard BSEN 50081-1
BSEN 50082-1

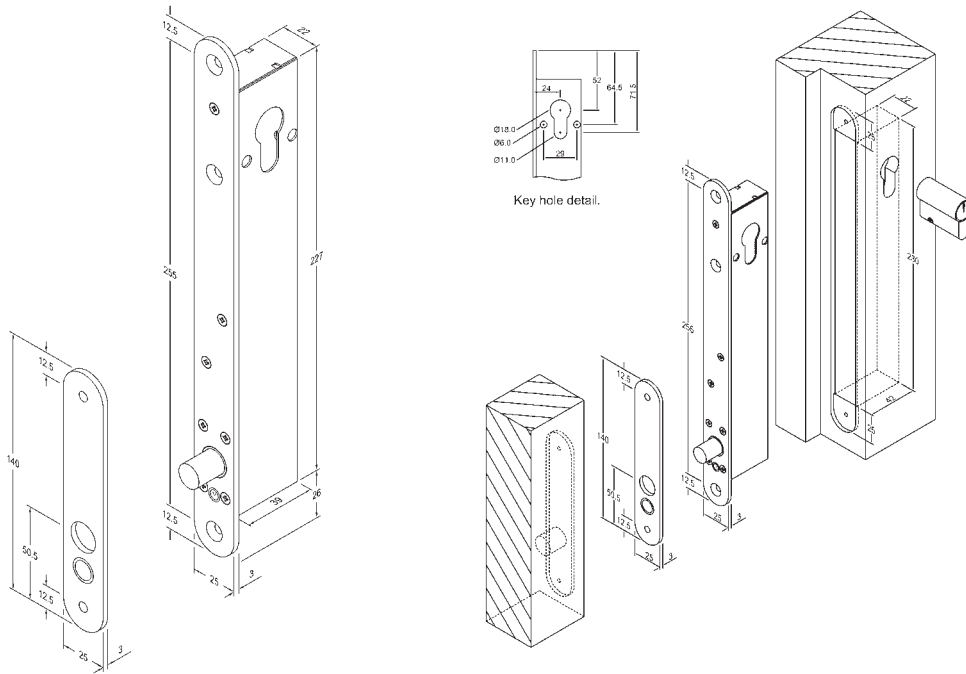


CE Approved



C-tick Certified

TB25KO Drop Bolt



TB25KO Drop Bolt Technical Information

Voltage	12 to 24Vdc
Current (Start)	1100mA @ 12Vdc, 1000mA @ 24Vdc
Current (Holding)	210mA @ 12vdc, 90mA @ 24Vdc
Holding Force	1000kg
Locking Mode	Fail safe and Fail secure
Dimensions (Mortice)	228 x 22mm
Bolt Length	12.7 x 16mm
Faceplate Size	280 x 25mm
Monitoring Contacts	Bolt, Door & Key

Specification Statement

The bolt must be able to operate in horizontal and vertical orientations. The position of the bolt must be monitored as well as have an integrated reed switch for door position monitoring. The electronic functions must include: 8 x lock and unlock attempts, 8 second unlock delay, automatic relock after 8 seconds, power reduction circuitry to limit the holding current, and a one time thermal fuse cut-out in case of solenoid overheating. The faceplate and strike plate must be finished in stainless steel. In the event of a power failure the lock must be mechanically overridden by means of a cylinder.

Ordering Information

Product Description	Part Number
TB25KO 12-24VDC Fail Safe	108251-500
TB25KO 12-24VDC Fail Secure	108252-500
Accessories	
EB25KO SS Housing for Bolt	228250-502

ES6000 Hook Lock

General Information

ES6000 Hook Lock is suitable for swinging doors, sliding doors and is easily attached to wood or steel door frames. ES6000 is heavy duty designed with its high preload (side load) capability of up to 300 kg, high holding force of up to 680 kg and up to 4 hour fire rating. Both Power to Open and Power to Lock models are available.

The ES6000 is available in both recess and surface mounted versions.

The ES6000 recess mounted version is completed with elegant satin stainless steel faceplate. The surface mounted version is completed with a cast aluminium cover that can be supplied in a variety of colours to match existing door frames.

ES6000 can be mounted vertically and horizontally, with self-latching ability without power for fire applications.

Features

- Power to Open or Power to Lock versions available
- Side Load (Pre-Load) Capable: Operates freely with up to 300 kg of side pressure
- Self Latching: Will self latch without power for fire applications
- 680kg holding force
- Robust Construction: Stainless steel components used
- Low Profile: Will protrude only 40mm into door headroom
- Multi Voltage: Automatic selection 12 to 30Vdc with back EMF protection and reverse polarity protection
- Multi Orientation: Can be mounted vertically or horizontally
- Low Current Consumption
 - 12VDC- 250mA after 1 sec. (initial current 830mA)
 - 24VDC- 140mA after 1 sec. (initial current 530mA)
- Monitored: locked and unlocked
- Tested to the 300kg preload capability



Applications:

- Heavy Duty Applications
- Sliding & Swing door applications
- High Air Pressure Environments (High Pre Load rating)

Standards and Compliance

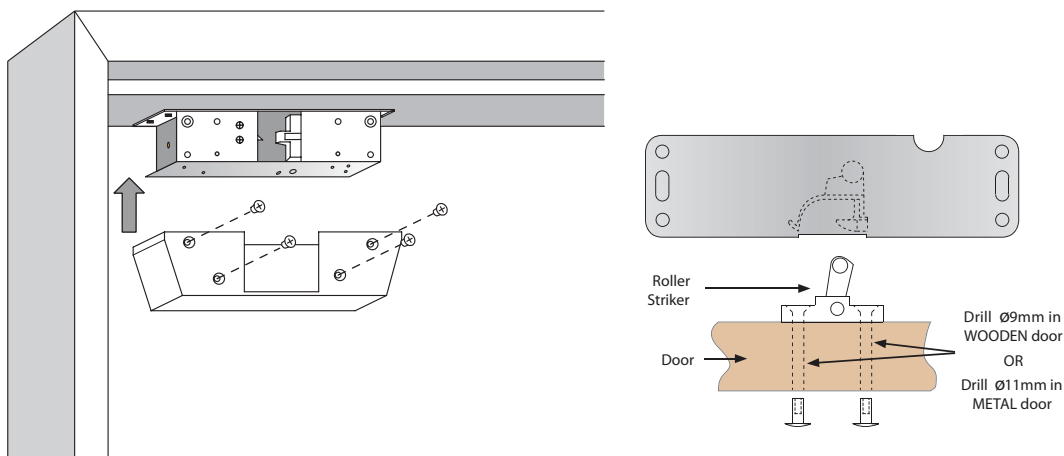


Successfully fire rated up to 2hrs on fire door assemblies in accordance with AS1905.1. 2005 (Part 1: Fire resistant door sets).



CE Approved

ES6000 Hook Lock



ES6000 Hook Lock Technical Information

Voltage	Supply Voltage 12-30Vdc Ground (0V)
Current	12Vdc – 250 mA after 1 sec. (initial current 830 mA) 24Vdc – 140 mA after 1 sec. (initial current 530 mA)
Monitoring	Door locked (Solenoid) – Door Closed (Latch)
Strength	680kg static strength rating 70 foot-lbs. dynamic strength rating
Endurance	Internal Testing achieved: 2,000,000 cycles of operation
Pre-Load	660lbs (300kg) pre-load capability
Environment	Operational temperature range: -20°C to +60°C
Lock Body	Cast Aluminium Construction
Lock Bolt	Solid Stainless Steel

Specification Statement

This lock must be able to operate with up to 300kg of preload pressure, with a holding force of 680kg. The lock must be multi voltage selection 12 - 30 Volts with back EMF protection for reverse polarity. Lock can be mounted both horizontally or vertically. The lock need to be subjected to vigorous testing and a minimum of 2,000,000 cycles need to be achieved.

Ordering Information

Product Description	Part Number
ES6001SS Mortice, Hook Lock Monitored, 12 - 24V Fail Safe SS Faceplate (Recessed)	106001-000
ES6001SIL Surface, Hook Locks Monitored, 12 - 24V Fail Safe Silver Cover	106001-010
ES6002SS Mortice, Hook Lock Monitored, 12 - 24V Fail Secure SS Faceplate (Recessed)	106002-000
ES6002SIL Surface, Hook Lock Monitored, 12 - 24V Fail Secure Silver Cover	106002-010
Accessories	
Spare Cover for Hook Lock, Silver	206000-010
Roller Striker	220600-503

ES8000 V-Lock

General Information

The ES8000, also known as the V-lock, is a high torque motorised bolt that moves from the vertical position to the horizontal state when locked. The bolt moves into the V shaped strike plate pulling the door aligned with the lock. The high torque motorised bolt can be concealed from view or surface mounted and has the worlds first fail-open motor locking mechanism.

Slim design with classic satin stainless steel faceplate, and significant 7mm overall (+/- 3.5mm) door misalignment tolerance make ES8000 a product with great aesthetic appearance as well as easy installation.

Features

- Side load - Pre load Capable
Lock will unlock with up to 15kg of side pressure, when wired in 3 wire mode.
(1 x Permanent Power, (positive 12-24Vdc) wire. Negative (0 volt return) wire, and 1 x Switching input (positive 12-24Vdc) wire)
- Door misalignment of up to 3.5mm +/-
- Power to Lock (Fail Safe) / Power to Open (Fail Secure) field configurable
- High Torque Motorised locking and unlocking (3 wire mode)
- High Speed Operation. Unlocks in less than 1 second
- Surface Mount Accessory Kit. Ideal for 180° swing through glass door applications
- Multiple Orientation – Interior Doors
Can be mounted vertically or horizontally
(Note: for exterior doors due to possible water ingress the ES8000 must be mounted horizontally)

Applications

- Misaligned doors
- Timber Doors
- Glass Doors



Standards and Compliance

SCEC Endorsed (Intruder Resistant Bracket Required)

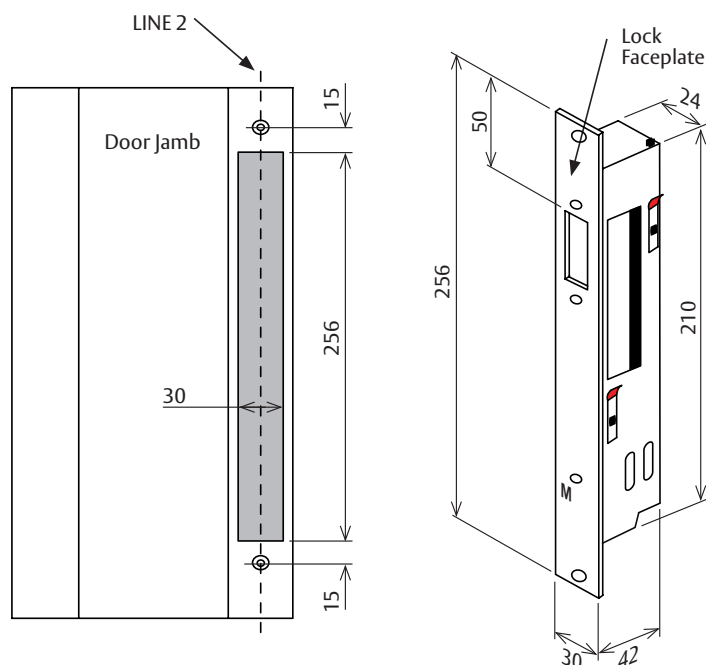


Successfully fire rated up to 4hrs on fire door assemblies in accordance with AS1905.1. 2005 (Part 1: Fire resistant door sets).

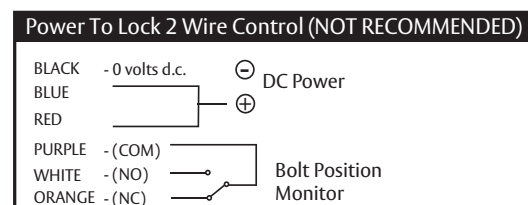
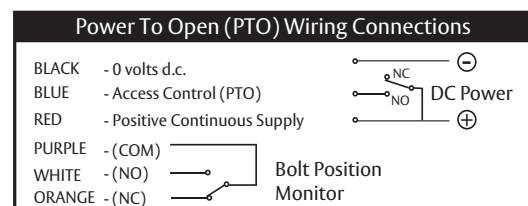
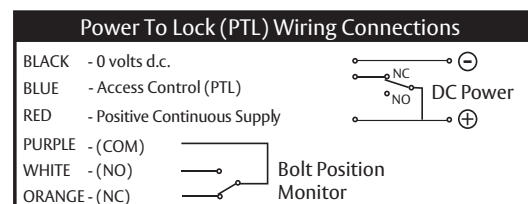


CE Approved

ES8000 V-Lock



Wiring below shows lock in locked position



ES8000 V-Lock Technical Information

Voltage	12 to 24Vdc, Voltage Tolerance 12V (+15% - 0%) 24V(+/- 15%)
Current	Minimum 1 Amp Regulated Supply
Monitoring	COM, NO, NC Voltage free changeover contacts rated at 48 dc/100mA
Security	Passed S3 (AS4145.2- 1993)
Strength	Maximum 1000kg (with supported strike plate and bracket)
Side Load	Side Load rated: Motorised Unlocking – 15kg max at bolt Fail Safe Unlocking – 3kg max at bolt
Endurance	300,000 operations
Environment	Operational temperature range -20°C to + 60°C
Lock Body	Stainless Steel Lock Body and Faceplate
Bolt	11 mm diameter, 20.5mm projection

Ordering Information

Product Description	Part Number
ES8001 V-Lock 12vdc Fail Safe 30mm F/P	108001-010
ES8002 V-Lock 12vdc Fail Secure 30mm F/P	108002-010
ES8001 V-Lock 12vdc Fail Safe 30mm F/P - Scac Endorsed	108001-100
ES8002 V-Lock 12vdc Fail Secure 30mm F/P - Scac Endorsed	108002-100
Accessories	
ES8000 V-Lock Glass door housing (Incl dress plate & fixing tape)	208000-000
ES8000 V-Lock strike plate with magnet (spare part)	208000-003

Specification Statement

The lock must be a high torque motorised bolt with Preload tolerance. The strike plate must be shaped in a V format to accommodate for misaligned doors. Lock will unlock with up to 15kg of side pressure and will be powered with 12-24v and draw no more than 1000mA. The lock must be configurable for Power to Lock (Fail Safe) or Power to Open (Fail Secure). The lock must be triggered with a magnet positioned in strike plate, and be monitored for locked unlocked and door position.

ES8000 Glass Door Bracket

General Description

The ES8000 glass door bracket is the ideal solution when it comes to 180° swing through doors or double action glass doors. Until now we had to rely on other products for these applications. This bracket works in conjunction with the ES8000, and is not limited to glass thickness. As we know there are many factors that cause side load/pressure, the ES8000 resolves this problem and still offer a secure and reliable locking solution that is aesthetically appealing for glass doors.

The ES8000 Glass door bracket is fixed to the glass by means of 3M self adhesive tape. This type of fixing gives a great aesthetic appearance as well as easy installation.

Note: Two brackets are required if there is a glass header, also it's important to note that the bracket/s should always be installed at the secure side of the door.

NOTES ON THE 3M SELF ADHESIVE TAPE

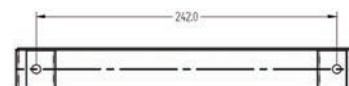

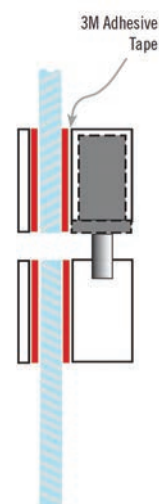
As per the 3M published data and given the surface area of the V-Lock glass door housing (around 20 sqin), this equates to around 900kg holding force under laboratory conditions. The actual shatter point of glass varies from door to door depending on the condition of the glass, (scratches, chips etc). But any attempt to leverage a glass door beyond 500kg will more than likely shatter it.

Features

- Self adhesive holding force 900kg
- Includes dress plate for opposite side of door

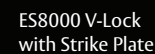
Applications

- Frameless glass doors with Solid header frame
- Frameless glass doors with frameless glass header (two brackets required)
- 90° and 180° single and double swing glass doors
- Other surface applications for timber doors.



Ordering Information

Product Description	Part Number
ES8000 V-Lock Glass door Housing (incl Dress plate and 3M fixing tape)	208000-000



ASSA ABLOY

ES8200 Technilock

General Information

ES8200 Technilock is a high security locking solution with comprehensive resistance against all types of attack and manipulation. Originally designed and developed for custodial purposes, the Technilock is in use today in Government Institutions, Banks, Embassies and Jewellers.

ES8200 is available in 30mm and 60mm backset, in both Power to Lock or Power to Open configuration. Key override monitoring version is also available.

Features

- Side load Pre Load capable – Bolt will release with up to 70kg of side pressure – ideal for use on doors with seals or doors that are subjected to high wind load or air-conditioning pressures
- Extreme holding force – Will withstand more than 2500kgs.
- Power to Lock and Power to Open (must be specified). Versions available on request. The bolt is not interchangeable in the field and configuration must be specified when ordering
- High speed operation – Locks in less than 1 second
- Multiple orientations – Can be mounted horizontally or Vertically
- Comprehensive monitoring – Bolt Locked, Door Closed, Optional Key-Override monitoring

Applications

- High Security Locking
- Government Applications
- Custodial Applications
- Banking and Security Applications



Standards and Compliance



CE Approved

SCEC Approved (Secure Area)



C Tick Certified

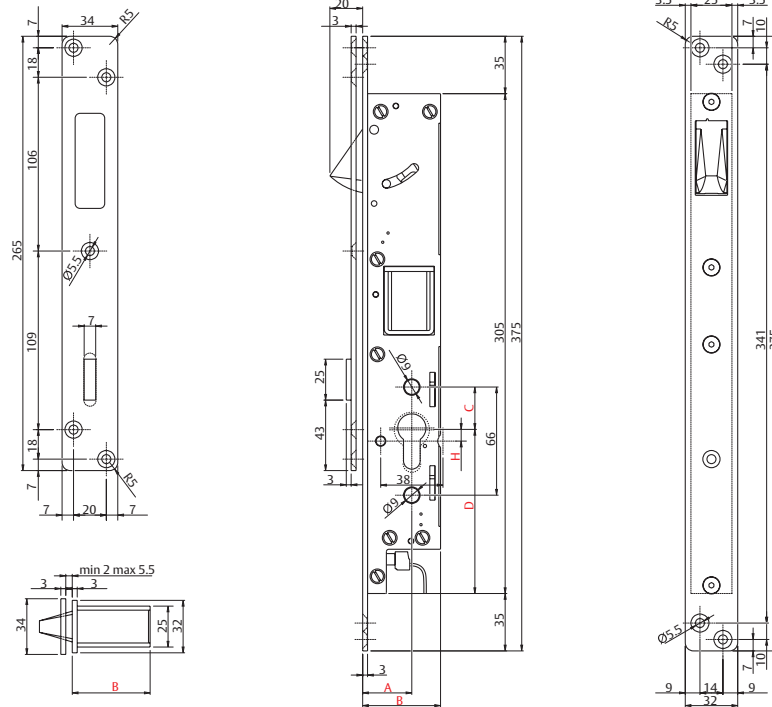


Successfully fire rated up to 4hrs on fire door assemblies in accordance with AS1905.1. 2005 (Part 1: Fire resistant door sets).

ES8200 Technilock

Dimensions – 30mm Backset

A	30
B	47.5
C	25
D	101
H	8



ES8200 Technilock Technical Information

Voltage	3 wire control – 24 Vdc regulated supply only
Current	Start Current 4.5 Amp (24Vdc) for ½ second Holding Current 500mA (24Vdc).
Monitoring	Bolt Position 25mA (30Vdc) NC – Door Position 25mA (30Vdc) NC
Holding Force	In excess of 2500kg Holding Force
Pre Load	Will open with 70kg of Side Pressure (Pre-Load)
Bolt Throw	Dead Bolt throw of 20mm
Door Clearance	Maximum door gap = 5.5mm
Environment	Operational temperature range: -20°C to + 80°C
Lock Body	Solid Stainless Steel Construction
Lock Bolt	Solid Stainless Steel

Specification Statement

The lock must be capable of side pressure and with an overall holding force not less than 2500kgs. Also with side load pressure under pre Load condition up to 70kg. The lock could be mounted both horizontally or vertically. It also must be monitored in the following ways; bolt locked, door closed, with an optional Key-Override.

Ordering Information

Product Description	Part Number
ES8203 24Vdc Technilock Fail safe 30mm	118203-010
ES8203 24Vdc Technilock Fail safe 60mm	118203-011
ES8204 24Vdc Technilock Fail secure 30mm	118204-010
ES8204 24Vdc Technilock Fail secure 60mm	118204-011
Accessories	
Optional security escutcheon for ES8200 High Security Bolt	228200-000



ASSA ABLOY is the global leader in door opening solutions, dedicated to satisfying end-user needs for security, safety and convenience.

ASSA ABLOY is represented in all major regions, in both mature and emerging markets, with leading positions in Australia, Europe and North America.

As the world's leading lock group, ASSA ABLOY offers a more complete product range of door opening solutions than any other company on the market.

ASSA ABLOY

Head Office

ASSA ABLOY Australia Pty Limited
235 Huntingdale Road, Oakleigh
Victoria, 3166 Australia

1300 LOCK UP (1300 562 587)
info.au@assaabloy.com
assaabloy.com.au

